



Hendry and Glades

Counties Community Health Improvement
Plan June 2023 - June 2026

Prepared by the Health Planning Council of Southwest Florida, Inc.



HEALTH
PLANNING
COUNCIL
OF SOUTHWEST FL

HEALTH FOCUSED COMMUNITY DRIVEN

Table of Contents

Executive Summary.....	3
<i>Visioning</i>	4
<i>CHIP Priorities</i>	6
Community and Partner Engagement.....	12
CHIP Timeline.....	13
Hendry and Glades Counties Snapshot.....	14
Community Assets and Resources.....	20
The Community Health Improvement Plan.....	21
Community Health Initiatives.....	22
Using the Plan and Next Steps.....	25

Executive Summary

The Healthier Hendry/Glades Task Force (HHGTF), led by the Florida Department of Health in Hendry and Glades Counties, is pleased to present the Community Health Improvement Plan (CHIP) for Hendry and Glades Counties. This task force is made up of 53 public health partners and community members, all with the common goal of improving the health of the two counties.

The group met to better understand area residents' current public health needs and develop a plan for community health improvement. The process consisted of the following to address the needs in our community:

- Reviewing data
- Reviewing community input data
- Prioritizing health issues
- Planning the steps

The product of this process is the Hendry and Glades Counties Community Health Improvement Plan. The intent of this plan is to identify priority goals and strategies while fostering community partnerships in order to improve the overall health of the community. The Healthier Hendry/Glades Task Force met from December 2022 through June 2023 to update and improve the plan. The HHGTF has worked to review the data contained in the 2023 Community Health Assessment (CHA) for Hendry and Glades Counties in preparation for the development of the CHIP.

The 2023 Hendry and Glades CHA and CHIP can be found on the Health Planning Council of Southwest Florida's (HPC) website ([Hpcswf.com/programs/health-planning/health-planning-projects](https://hpcswf.com/programs/health-planning/health-planning-projects)). The health priorities addressed in this plan emerged from the review of the data and the input and discussions of the HHGTF.

How would you describe the current health of Glades and Hendry Counties?



Source: Health Planning Council of Southwest Florida, Inc., 2023

What are the values of the Healthier Hendry/Glades Taskforce and the community it serves?



Source: Health Planning Council of Southwest Florida, Inc., 2023

CHIP Priorities

The Task Force worked to identify the top health priorities to ensure that CHIP addresses the priorities where they believe they can make a difference in an appropriate and effective manner. On March 3, 2023, the Health Planning Council of Southwest Florida (HPC) led the Healthier Hendry/Glades Task Force (HHGTF) through a prioritization exercise. HPC presented the priority areas that were identified for the Florida State Health Improvement Plan (FSHIP): Alzheimer’s disease and related dementias, chronic diseases and conditions, injury, safety, and violence, maternal and child health, mental well-being and substance abuse prevention, social and economic conditions impacting health, and transmissible and emerging diseases. The past strategic objectives from the 2019-2022 Hendry and Glades Counties CHIP: Mental Health and Child Safety.


Mentimeter was used to aid in the prioritization. A total of 14 priority areas were listed along with two statements, importance to the community and ability to create change as a group. The HHGTF was asked to rate these statements in conjunction with the priority on a scale of 1 to 5, with 1 being low and 5 being high.

The top five priority areas were mental well-being, child safety/health, transportation, health communication, and substance abuse prevention. The scores from the two statements were averaged. Below is a table of the results of the prioritization.

Priority Area	Importance to Community	Ability to Create Change	Average Score
Mental Well-Being	4.7	4.0	4.4
Child Safety/Health	4.4	3.7	4.1
Transportation	4.7	3.4	4.1
Health Communication	4.2	4.0	4.1
Substance Abuse Prevention	4.4	3.4	4.0
Youth Engagement/Activities	4.2	3.3	3.8
Access to Care	4.8	2.7	3.8
Maternal and Child Health	3.8	3.2	3.7
Food and Nutrition	4.2	3.0	3.6
Chronic Diseases and Conditions	3.9	3.0	3.5
Aging Health	3.5	3.0	3.4
Affordable Safe Housing	4.6	2.2	3.4
Transmissible and Emerging Diseases	3.6	3.0	3.3
Injury, Safety, and Violence	3.5	2.9	3.2

The CHIP details the objectives, strategies, action steps, and measures that were developed to address the community’s health priorities. The HHGTF will continue to meet as we work toward our common goal of improving the health of Hendry and Glades Counties. Implementation of these objectives is already underway with positive results expected to follow soon. We look forward to engaging the entire community in our efforts, and we welcome your participation and feedback in our community health improvement efforts.

**2023 - 2026
Priorities**



GLADES & HENDRY COUNTIES COMMUNITY HEALTH PRIORITIES



1

**MENTAL
WELL-BEING**



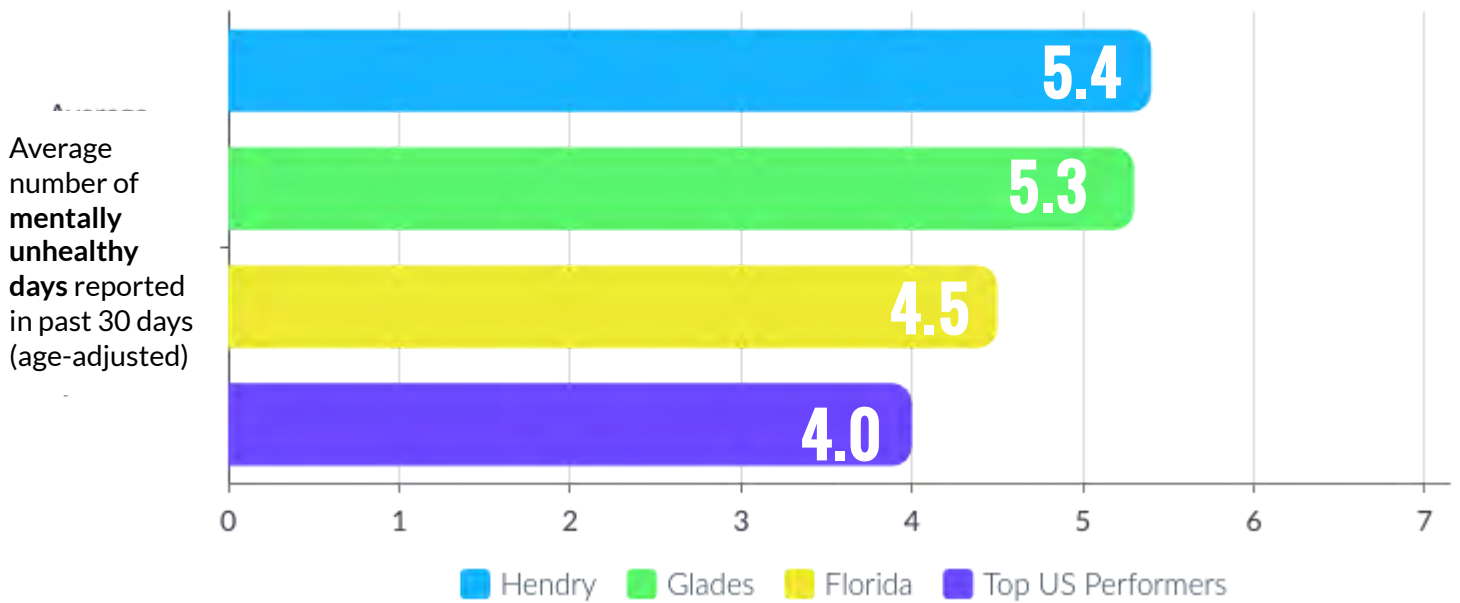
2

**CHILD HEALTH
& SAFETY**

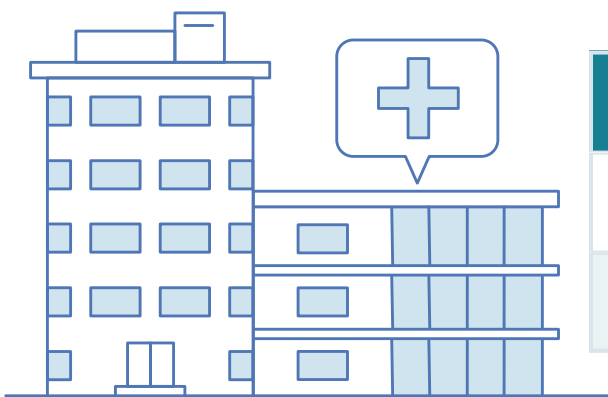
PRIORITY 1: MENTAL WELL-BEING



Quality of Life



Mental Health Care Provider per 100,000 (2021)



Glades County	7.1
Hendry County	38.3
Florida	115.2

Hendry Glades Catchment area was selected as a shortage area for mental health services, scoring sixteen out of twenty-six (with twenty-six indicating the greatest level of need).

During a focus group, community leaders identified that a mental health center is needed to improve the community's health. Also, better communication of resources, including current mental health resources.

"Mental health care/behavioral health care in the area is lacking" - Focus Group Participant, 2023

PRIORITY 1: MENTAL WELL-BEING



Self Harm

In 2021, the rate per 100,000 of Non-fatal hospitalizations for self-harm injuries in Hendry County was 19.2 compared to Florida at 34.7



Involuntary Examinations



Over the past five years, the 25 - 64 year age group consistently had the highest percentage of Baker Act in Hendry County.

Community survey takers were asked “are there services that individuals in the area have difficulty accessing? The top two responses respectively were mental/behavioral health care for adults (167 responses) and mental/behavioral health care for children (160 responses).



PRIORITY 2: CHILD HEALTH & SAFETY



Poverty

24%  of children (ages 18 and under) in **Glades County** live in poverty.

31%  of children (ages 18 and under) in **Hendry County** live in poverty.

17%  of children (ages 18 and under) in **Florida** live in poverty.

Hendry County had a disproportionately high percentage of women and children eligible for WIC services. The rate has significantly decreased but is still higher than Glades County and the state average.

Compared to Glades County and Florida, Hendry County has served a higher percentage of those eligible for WIC since 2015.

Access to Food

Food Environment Index, (2019)
Index of factors that contribute to a healthy food environment, from 0 (worst) to 10 (best)

Glades County	5.8
Hendry County	7.1
Florida	7.0
Top U.S. Performers	8.8

Percentage of people living in poverty



According to a 2023 community survey, the lack of parks/recreational facilities (47 responses) and a lack of playgrounds (28 responses) was identified as an environmental factor that was affecting their health.

As reported by Feeding America's Map the Meal Gap 2020, it is estimated that **1,710 people in Glades County & 6,210 people in Hendry County** are food insecure.



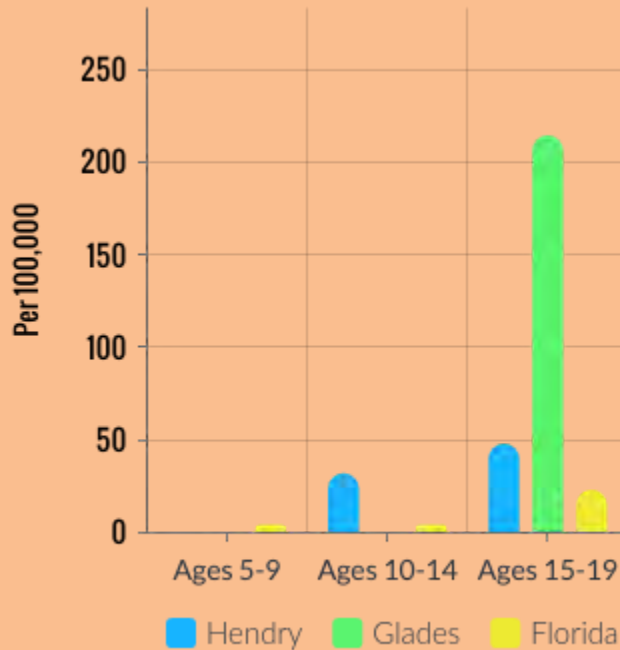
PRIORITY 2: CHILD HEALTH & SAFETY



Unintentional Injury Deaths, 2019-2021

From 2017 to 2020, both counties had higher unintentional injury death rates than the state.

The death rate significantly increased in Glades County from 2016 to 2019, then decreased in 2020.



When asked what the most important health issues are affecting children community leaders listed the following issues:

- Proper nutrition
- Obesity
- Spending too much time on their phones
- Experiencing and witnessing trauma such as domestic violence, sexual abuse, and substance abuse
- Being removed from the home
- Drowning
- Safety belt
- Lack of physical activity

	Hendry County	Glades County	Florida
Post-neonatal deaths (28-364 days), per 1,000 live births	1.8	5.3	1.9

Child Trauma, 2022



10.8 % of the students in Glades County & 11.9 % in Hendry County did not go to school because they felt they would be unsafe at school or on their way to school in the Past 30 Days (All Middle and High School Students) **compared to 10.1% statewide**

54% of the students in Glades County and 48.3% of students in Hendry County have been taunted, Teased, experienced name-calling or been excluded or ignored by others in a mean way (overall) can be compared to **58.3% statewide**.

	Hendry County	Glades County	Florida
High School Students Who Experienced Emotional Abuse (Overall)	14.3%	12%	17.1%



Community and Partner Engagement

Healthier Hendry/Glades Task Force Members

Hendry and Glades Counties' CHIP process engaged a large group of community residents and local public health system stakeholders. Specifically, there were over 50 community stakeholders including representatives from hospitals, healthcare providers, social service organizations, and community members.

Listed below are the agencies who worked on the improvement plan as a member of the Healthier Hendry/Glades Task Force.

Abuse Counseling and Treat, Inc. (ACT)	Hendry County Sheriff's Office
Area Agency on Aging	Health Planning Council of Southwest Florida, Inc.
Biker's Against Child Abuse	Healthy Families
CAC	Healthy Start
CARD-USF	Hendry County School District
CCSWFL Children's Garden	Hendry/Glades Unmet Needs Coalition
Center for Progress & Excellence	Hope Connects
Centerstone	Hope Healthcare
Children's Network	IMPOWER
Department of Children and Families	Florida Department of Health in Lee County
Florida Department of Health in Hendry and Glades Counties	Lee Health System
Early Learning Coalition	Liberty Dental
Family Network on Disabilities	No Kid Hungry
Florida Community Health Centers	Project 10
Florida Lions Eye Clinic	RCMA
Florida Southwestern College	Ross Dynasty Cares
Glades County School District	Sickle Cell Disease Association
Golisano Children's Hospital	The Dubin Center
Safe Kids Southwest Florida	United Way
Goodwill LaBelle Resource Center	US Attorney's Office
Guardian at Litem	Volunteer Extraordinaire
Habitat for Humanity Lee/Hendry	WIC
Hanley Foundation	
Harry Chapin Food Bank	

HENDRY/GLADES TASKFORCE CHIP & COMMUNITY ENGAGEMENT TIMELINE

DECEMBER 2022

- Survey, focus group, and interview tools due
- **LPHSA Survey**
- **Identify champions for focus groups**



JANUARY - FEBRUARY 2023

- **Jan. 6 Visioning & Forces of change exercise**
- Community survey goes live
- Conducting interviews and focus group



MARCH - APRIL 2023

- **Strategic issues exercise**
- **Goals & strategies survey**
- Reviewed health data and results from survey, interviews, and focus group



MAY 2023

- CHIP objectives and activities are created



JUNE 2023

- Present draft to Hendry/Glades Taskforce
- **Review draft, make edits**



Hendry and Glades Counties Snapshot

Below is a brief summary of some of the selected findings from the Glades and Hendry Counties Community Health Assessment (CHA). The full document can be found at: Hpcswf.com/programs/health-planning/health-planning-projects

Population

- Hendry and Glades are both considered rural counties. In 2021, Glades County has a far lower population density than the Florida average; 15.0 persons per square mile compared to a state average of 408.2 persons per square mile. Hendry County is denser than Glades with 35.1 persons per square mile but still significantly less dense than the Florida average.
- Both Glades and Hendry Counties experienced overall growth over the last 10 years. There was an increase of approximately 450 people or 3.4 percent from 2011 to 2020 in Glades County. In Hendry County, there was an increase of 1,860 people or 4.8 percent
- In Glades County, 21 percent of the population identifies as non-white which is slightly lower than the state average of 23 percent. Seventeen percent of people in Hendry County identify as non-white which is significantly less than the state average.
- A little over half of the population in Hendry County identifies as Hispanic (55.4%). Glades County has a lower-than-average percentage of individuals that identify as Hispanic (21.9% 26.7%).

- In Hendry County, the Hispanic population grew by almost 18 percent between 2011 and 2020. The Hispanic population in Glades County grew by a little more than seven percent.
- In Glades County, 17.3 percent of the public have a disability which is higher than the Florida average of 13.6 percent. 11.6 percent of the public in Hendry County have a disability which is lower than the Florida average.
- In 2021, Glades and Hendry Counties had a lower-than-average annual wage when compared to the Florida average (\$46,277 Glades, \$42,653 Hendry, \$55,840 State).
- The difference is starker when looking at per-capita personal income (\$28,116 Glades, \$35,546 Hendry, \$44,675 Florida).

- The percentage of people living in poverty in Glades and Hendry Counties is higher than the state average (18.1% Glades, 22.9% Hendry vs. 12.4% Florida). The percentage of children under eighteen living in poverty is also significantly higher than the state average (23.5% Glades, 31.4% Hendry vs. 17.2% Florida).
- Glades and Hendry Counties also have an extremely high percentage of Spanish-speakers aged five and older who speak English less than very well (93.0% Glades, 96.2% Hendry vs. 77.8% Florida).

- Over the past ten years, the overall percentage of people living in poverty in Glades and Hendry Counties has decreased (Glades 21.0% 2010 vs. 18.1% 2020, Hendry 26.7% 2010 vs. 22.9% 2020).
- In Glades and Hendry County, those under 18 who identify as Hispanic have the highest percentage of living below the poverty level compared to other races/ethnicities (Glades 25.5% White, 36.8% Black, 37.3% Hispanic; Hendry 37.0% White, 20.1% Black, 50.0% Hispanic).
- In 2021, 51 percent of Glades County students were deemed ready when they entered kindergarten, this is slightly higher than the state of Florida (50%). In Hendry County, 70 percent of students were deemed ready when they entered kindergarten, this is significantly higher than the state average.
- In 2021, Glades and Hendry County students passed the Florida Standards English Language Arts Assessment (FSA) at significantly lower rates than the state average (38% Glades, 37% Hendry vs 54% Florida).

- Glades and Hendry Counties had a lower high school graduation rate than the state average for the 2020 – 2021 school year (78.5% Glades vs 86.6% Hendry vs 90.0% Florida). Since the 2017 – 2018 school year, there's been a decrease in the high school graduation rate in Glades County (93.5% 2017-2018, 78.5% 2020-2021).
- Compared to Glades and the state average, people in Hendry County over 25 are less likely to have graduated high school (71.9% Glades, 69.1% Hendry vs. 88.5% Florida).
- Over the past four years, access to the internet has increased in both counties. Despite the increase, both counties have a significantly lower percentage of households with access to broadband internet when compared to the state average (65.5% Glades, 75.8% Hendry vs 85.4% Florida).
- According to Feeding America's Map the Meal Gap 2020, it is estimated that 1,710 people in Glades County are food insecure. In 2020, it is estimated that 6,210 people in Hendry County are food insecure.
- Over the past six years, Glades and Hendry Counties had a higher child food insecurity rate when compared to the state average. In 2014 and 2019 Glades County had the highest child food insecurity rate. Both counties have had an overall decrease in the percentage of food insecure children (Glades 30.0% in 2014, 20.2% in 2019, Hendry 27.7% in 2014, 19.4% in 2019 vs. Florida 24.9% 2014, 17.1% 2019).

Settings and Systems

- As of the fiscal year 2020-2021, there was one licensed physician and one OB/GYN listed in Glades County. That works out to about 7.6 doctors for every 100,000 residents, which is a significantly lower rate per 100,000 than the state for every major category of providers. There are no hospital or nursing home beds in Glades County. There are no internal medicine physicians and no pediatricians.

- As of the fiscal year 2020-2021, there were 19 licensed physicians listed in Hendry County. That works out to 46.8 doctors for every 100,000 residents. That is a significantly lower rate than the state average of about 314.0 doctors for every 100,000 residents. The county has a lower rate than the state for every major category of providers. These numbers may include providers who work in another county, only work part-time, or are retired. The only facility bed type that has a higher rate than the state average was nursing home beds.
- Glades County has been designated as a Health Professional Shortage Area (HPSA) for primary care. The HPSA designation scores counties between one and twenty-six, with the higher scores indicating higher levels of need. Glades County scored a seventeen for primary care. Glades County also scored an eighteen for dental care it is designated as a shortage area. The Hendry Glades Catchment area scored was also designated as a shortage area for mental health services, scoring sixteen out of twenty-six (with twenty-six indicating the greatest level of need).
- Hendry County has been designated as a Health Professional Shortage Area (HPSA) for primary care. Hendry County scored a twelve for primary care. Hendry County also scored a nineteen for dental care for the low-income and migrant farmworker population meaning it is designated as a shortage area.

- Almost 80 percent of Glades County residents and 76 percent of Hendry County residents have the cost of their health care expenses covered by some type of health insurance plan; this compares to 87 percent statewide.
- Children in Glades County are three times more likely to be uninsured when compared to the state average (26.6% Glades vs. 7.2% Florida). Children in Hendry County are two times more likely to be uninsured when compared to the Florida average (16.0 Hendry County vs. 7.2% Florida).
- There has been a trend for both counties and the state with an increase in Medicaid enrollment. The monthly Medicaid enrollment in Hendry County is almost double the state average while the rate in Glades County is significantly below the state average (8.1 Glades, 38.5 Hendry vs. 22.4 State for 2021).
- In 2020, the median household income in Glades County was \$39,709 and the median household income in Hendry County was \$36,978. The median household income in both counties is significantly lower than the state average (\$57,703). From 2012 to 2019, the amount increased in both counties but they had decreased in 2020.

- The black population in both counties consistently had a lower median household income when compared to the white population. From 2013 to 2020 the median household income among black residents in Hendry County has increased. It should be noted that no data was reportable in 2020 for the black population in Glades County.

- The non-Hispanic population in Hendry County had a higher median household income over the past ten years than the Hispanic population. The median household income almost doubled over the past ten years amongst Hispanics in Glades County (\$23,631, 2010 vs. \$42,536, 2019).
- In 2020, Hendry County homeowners had a higher percentage of being housing burdened than those owning a home in Glades County (25.1% Hendry vs. 14.8% Glades). Over the past four years, the percentage of housing-burdened homeowners in Glades County has decreased.
- Hendry County has more people than average living per household than the Florida average with owned households containing more individuals than rented households. Both counties have a higher percentage of residents living in mobile homes, Glades County has the highest percentage, 50 percent.

Health Conditions

- According to the County Health Rankings from the Robert Wood Johnson Foundation and the University of Wisconsin Population Health Institute, Glades County currently is ranked 52nd healthiest out of 67 counties in Florida for health outcomes (length of life and quality of life) and 54th for health factors (health behaviors, clinical care, social & economic factors, and physical environment). Hendry County currently is ranked 44th out of 67 counties in Florida for health outcomes and 65th for health factors.
- Over the past ten years, Glades County consistently had a lower death rate than the state average (673.4 Glades vs. 748.4 State for 2020), while Hendry County consistently had a higher death rate than the state average (861.4 Hendry vs. 748.4 State for 2020). The death rate in Glades County has increased from 2017 to 2020 (526.2 2017, 673.4 2020).
- The death rate for black individuals in Hendry County dramatically increased from 2017 to 2020, from 750.6 to 1,350.4. The death rate for black individuals in Glades County has also increased from 362.4 in 2019 to 1072.3 in 2020.
- Hendry County has consistently had a higher death rate from heart disease when compared to the Florida average. Over the past three years, 2018 – 2020, the rate of death from heart disease has decreased (209.9 to 189.4).

- The age-adjusted death rate from heart disease is higher for males in Glades and Hendry Counties than females.
- In 2020, the black population in Glades and Hendry Counties had the highest death rate from heart disease (354.8 Glades and 341.3 Hendry).
- Glades County has consistently had a lower-than-average rate of cancer incidence when compared to the state average. In 2018 there was a spike in cancer incidence in Hendry County, it has since decreased to be similar to the state average.
- In Hendry County, the death rate from cancer decreased from 167.4 to 114.0 between 2018 and 2020. Glades County has consistently had a lower rate of death from cancer when compared to Hendry County and the Florida average although in 2020, since Hendry County declined their rates were similar.

- In both Hendry and Glades County, breast cancer was the most common form of cancer based on incidence rates 2017-2019. However, in both counties, lung cancer has been the deadliest form of cancer based on age-adjusted death rates 2018-2020.
- Though breast cancer is the most common, Glades and Hendry Counties have consistently had a lower-than-average incidence, except Hendry County's 2010, rate of breast cancer than the state average (for 2020, 82.3 Glades, 83.9 Hendry vs. 128 State). However, it should be noted that incidences can be missed if there are lower rates of screenings.
- Glades consistently had a lower-than-average incidence of lung cancer when compared to Hendry County and the state average (for 2020, 22.4 Glades, 84.2 Hendry vs. 55.1 State). From 2017 to 2019 the incidence rate in Hendry County increased, from 29.3 to 84.2. The only years the incidence rate in Hendry County was lower than the state average was in 2011 and 2017.
- In 2020, Hendry County had a higher rate of hospitalizations from stroke than Glades County and the state average (112.7 Glades, 247.2 Hendry vs. 221.6 State).
- Starting in 2018 the death rate from stroke has increased in Hendry County, from 29.3 in 2018 to 51.1 in 2020. When compared to Glades County and the Florida average in 2020, Hendry County had the highest death rate from stroke (18.4 Glades, 51.1 Hendry vs. 44.4 State).

- Prevention efforts (testing and vaccinations) for infectious diseases were greatly impacted by the COVID-19 pandemic. It should be noted that a larger number of individuals are likely positive for these diseases but have not been tested. Hendry County has disproportionately had a higher rate of chlamydia cases than Glades County and Florida. Glades County had a higher rate of chickenpox in 2018-2020. Both counties had a higher rate of tuberculosis than the state average in 2019-2021. Glades and Hendry Counties had a lower rate of diagnoses for HIV and AIDS than the state average.
- Hendry County consistently had a higher rate of chlamydia cases than Glades County and the state average. In 2020, both counties had a higher rate of chlamydia cases than the state (542.0 Hendry vs. 476.2 Glades vs. 458.5 Florida).
- Infant mortality rates in Glades County are above the average for the state (10.5 Glades vs. 6 Florida for 2018-2020), but the rates are declining. Infant mortality rates in Hendry County were slightly above the average for the state (6.5 Hendry vs. 6.0 State for 2018-2020), but the rates are declining.
- The rate of babies born to mothers between the ages of 15 and 19 in Glades has been increasing but is still lower than the Florida average (14.1 Glades vs. 16.0 State for 2018-2020). The rate of babies born to mothers between the ages of 15 and 19 in Hendry has been decreasing but is still higher than the Florida average (33.1 Hendry vs. 16.0 State for 2018-2020).
- In Glades County, it was the 11th highest cause of death and in Hendry County, it was the 13th highest cause of death. Over the past ten years, there was an overall increase in suicide deaths in Hendry County (2.5, 2011 vs. 11.9, 2020). In 2020, Glades County had the highest rate of deaths from suicide when compared to Hendry County and the state average (14.9 Glades vs. 13.1 Florida vs. 11.9 Hendry). Please note, the rates for Glades and Hendry Counties are based on small numbers.

Health Behaviors

- Compared to the Florida average, there's a higher percentage of Glades County residents considered overweight (43.5% Glades vs. 37.6% Florida, 2019). Compared to the Florida average, there's a lower percentage of Hendry County residents considered overweight (29.7% Hendry vs. 37.6% Florida, 2019).
- Compared to the Florida average, a higher percentage of Glades County residents are considered obese (35.0% Glades vs. 27.0% Florida, 2019). Compared to the Florida average, a significantly higher percentage of Hendry County residents are considered obese (43.4% Hendry vs. 27.0% Florida, 2019).
- Compared to the Florida average, there's a slightly higher percentage of Glades County residents who are current smokers (15.3% Glades vs. 14.8% Florida, 2019). Compared to the Florida average, there's a slightly higher percentage of Hendry County residents who are current smokers (18.1% Hendry vs. 14.8% Florida, 2019).
- Compared to the Florida average, there's a lower percentage of Glades County residents who are e-cigarette users (2.0% Glades vs. 7.5% Florida, 2019). Compared to the Florida average, there's a lower percentage of Hendry County residents who are current e-cigarette users (4.4% Hendry vs. 7.5% Florida, 2019).

- Compared to the Florida average, a higher percentage of Glades County residents were involved in heavy or binge drinking (22.6% Glades vs. 18.0% Florida, 2019). Compared to the Florida average, a slightly lower percentage of Hendry County residents were involved in heavy or binge drinking (16.9% Hendry vs. 18.0% Florida, 2019)
- In the spring of 2020, the FYSAS was administered to students in grades 6 through 12 (before schools transferred to at-home learning due to the COVID-19 pandemic. The percentage of middle and high school students in Glades County who reported consuming alcohol in the past 30 days has decreased significantly from 2012 to 2020 (23.8% 2012 vs. 9.6% 2020). Among high school students from 2012 to 2016, there was an increase in alcohol use, but it has since decreased.
- Year to year, there was no clear trend for alcohol use in middle and high schoolers in Hendry County. Even though there was no clear trend, there was an overall decrease in alcohol use among students in Hendry over the past eight years (24.7% 2012 vs 14.0% 2020).
- The percentage of middle and high school students in Glades County who reported cigarette use in the past 30 days has decreased significantly from 2012 to 2020 (15.0% 2012 vs. 0.9% 2020). Starting in 2016, the percentage of middle and high school students in Hendry County who reported cigarette use decreased.

- When compared to the Florida average, students in Glades County reported a lower percentage of using marijuana or hashish in 2020 (4.8% Glades vs. 10.7% Florida). In 2020, high school students in Hendry County reported a higher percentage of marijuana or hashish use than the Florida average (8.7% Hendry vs. 6.6% Florida). However, starting in 2016, there was a decrease in the percentage of middle and high school students who reported using marijuana or hashish.

- In 2020 Glades County students reported using nicotine and marijuana vapes less than the Florida average (6.9% Nicotine, 4.7% Marijuana, Glades; 11.4% Nicotine, 7.3% Marijuana, Florida). In 2020 Hendry County students reported using nicotine and marijuana vapes less than the Florida average (6.9% Nicotine, 4.6% Marijuana, Hendry; 11.4% Nicotine, 7.3% Marijuana, Florida).
- Poisoning, motor vehicle traffic, and falls were the top three leading causes of unintentional injury deaths in Glades County in 2020. Unintentional fatal injuries from poisoning include overdose deaths; the age-adjusted rate of death in Glades County from poisoning was higher than the state average in 2020 (37.12 Glades, 33.89 Florida).
- Poisoning, motor vehicle traffic, and falls were the top three leading causes of unintentional injury deaths in Hendry County in 2020. Unintentional fatal injuries from poisoning include overdose deaths; the age-adjusted rate of death in Hendry County from poisoning was lower than the state average in 2020 (20.74 Hendry, 33.89 Florida).
- In 2020, drug poisonings were responsible for most of the fatal unintentional injuries in Glades County. From 2016 to 2019, there was an increase in motor vehicle traffic injury deaths in Glades County, but it decreased in 2020.

- Over the past five years, motor vehicle traffic injuries have been the leading cause of fatalities from unintentional injuries in Hendry County. The rate of drug poisoning deaths in Hendry County increased over the past five years (11.13, 2016 vs. 23.00, 2020).
- Falls are one of the leading causes of death among seniors (adults 65 and older). In 2020, Hendry County significantly had a higher death rate from unintentional falls when compared to the Florida average and Glades County (15.4 Hendry vs. 10.8 Florida vs. 7.3 Glades). In addition, from 2018 to 2020, the death rate falls in Hendry County increased significantly.
- In 2020, both counties had a higher age-adjusted death rate from motor vehicle crashes than the state average (33.8 Glades, 32.6 Hendry, 15.6 Florida).

Community Assets and Resources

During the focus group of community leaders, they were asked “What are some things in the area that have helped you or your family improve or maintain their health and well-being?”

Below are some of their responses.

- The local STREAM bus
- Local rotary
- Sheriffs office
- Local deaf and disabled veterans organization
- School board/system
- Local churches
- Harry Chapin Food Bank
- Centerstone

The Community Health Improvement Plan

The mission of the Healthier Hendry/Glades Task Force as determined by its members is:

“To Improve the health of the people of Hendry and Glades counties through partnerships and collaborations”.

Healthier Hendry/Glades Task Force uses information from the Community Health Assessment and other data sources to regularly review the health of the community and determine issues to address.

The HHGTF identified various health-related issues in the county. In an effort to keep the Community Health Improvement Plan (CHIP) realistic and manageable, the Task Force narrowed these issues down to two strategic priorities for Hendry and Glades Counties. The identified priorities are mental well-being and child safety/health with a focus on health communications.

The sections below detail, each of the two strategic priorities: measurable objectives, responsible parties, and action steps.

The strategic priority is a general statement about a desired outcome. It represents the end result the Task Force has to reach.

The measurable objective details more specifically what the community hopes to achieve.

The action steps detailed in the plan provide the specific steps of how the strategies will be approached.

Community Health Initiatives

Priority 1: Increase health communication and awareness in relation to mental well-being in Hendry and Glades Counties

Alignment: *State Health Improvement Plan: Priority 5 Mental Well-being and Substance Abuse Prevention: Goal MW1 and MW2*
State Strategic Plan: Priority 2: Long Healthy Life
Hendry and Glades Strategic Plan Strategy 2.1.2: Improve the mental health of residents.
Healthy People 2030 Goals: Improve mental health, Improve health communication
Healthy People 2030 Objectives: MHMD-07 Increase the proportion of people with substance use and mental health disorders who get treatment for both

Goal 1: Increase Awareness and Usage of Mental Health Resources

Objective	
1	<p>By June 2024 increase the number of information-sharing messages from Healthier Hendry/Glades members on available mental health resources that are tracked by the Task Force from 0 to 500</p> <p><i>1.1 Ensure informational messages about available mental health resources are being shared</i></p> <p><i>1.1.1 By September 2023, Healthier Hendry/Glades members will create a tracking system for informational messages about available mental health resources</i></p>
2	<p>Through June 2026 increase the number of informational messages per year on available mental health resources from 0 to 500.</p> <p><i>2.1. Share resources through a variety of methods.</i></p> <p><i>2.1.1. By July 2024 and then annually through July 2026, Healthier Hendry/Glades members will share at least 500 informational messages about available mental health resources through methods such as website postings, social media messages, educational or informational flyers, text messages, mailings, door hangings, and radio and/or tv spots.</i></p>
3	<p>Through June 2026 participate in at least 100 educational activities related to available mental health resources.</p>

3.1. Participate in educational activities on available mental health resources

3.1.1. By July 2024 and then annually through July 2026, Healthier Hendry/Glades members will participate in at least 100 educational activities about available mental health resources such as webinars, training sessions, town halls, focus groups, community fairs or events, and conversations with businesses, churches, schools, libraries, and/or community recreation centers to educate/inform people about mental well-being.

4 *By June 2025, awareness and availability of at least two types of employer mental health resources.*

4.1 Encourage partner agencies to adopt a policy stating they will have an Employee Assistance Program (EAP)

4.1.1. By June 2025, The Healthier Hendry/Glades Taskforce will create a plan to Encourage partner agencies to adopt a policy stating they will have an Employee Assistance Program (EAP)

4.2 Develop an Internal Operating Procedure regarding having an emergency plan for mental health crises of staff and/or clients.

4.2.1 By June 2025, at least two Healthier Hendry/Glades Taskforce members will develop an Internal Operating Procedure regarding having an emergency plan for mental health crises of staff and/or clients.

Steering Members:

Florida Department of Health

Area Agency on Aging for Southwest Florida

United Way

Healthier Hendry Glades Task Force Members

**A list of some of the available mental health resources in Hendry and Glades Counties that may be shared can be found in the Community Health Assessment on Appendix J, page 182. **

Priority 2: Increase health communication and awareness in relation to child safety/health in Hendry and Glades Counties

Alignment: *State Health Improvement Plan: Priority 3 Injury, Safety and Violence, Goal ISV 1, Objective ISV1.1 – ISV1.5, Goal ISV4, Objective ISV4.1*
State Strategic Plan: Priority 2: Long Healthy Life
FDOH Hendry and Glades Strategic Plan Goal 2.1.
Healthy People 2030 Goals: Prevent injuries, Improve health communication, improve the health and well-being of children
Healthy People 2030 Objectives: MICH-03 – Reduce the rate of deaths in children and adolescents aged 1 to 19 years

Goal 1: Increase health communication and awareness in relation to child safety/health in Hendry and Glades Counties.

Objective	
1	<p>By June 2024 increase the number of information-sharing messages from Healthier Hendry Glades members on child safety/health that are tracked by the Task Force from 0 to 500</p> <p><i>1.1 Ensure informational messages about child safety/health are being shared</i></p> <p><i>1.1.1 By September 2023, Healthier Hendry Glade members will create a tracking system for informational messages about child safety/health</i></p>
2	<p>Through June 2026 increase the number of informational messages per year on child safety/health from 0 to 500.</p> <p><i>2.1. Share resources through a variety of methods.</i></p> <p><i>2.1.1. By July 2024 and then annually through July 2026, Healthier Hendry Glades members will share at least 500 informational messages about child safety/health through methods such as website postings, social media messages, educational or informational flyers, text messages, mailings, door hangings, and radio and/or tv spots.</i></p>
3	<p>Through June 2026 participate in at least 150 educational activities related to child safety/health.</p> <p><i>3.1. Participate in educational activities on child safety/health</i></p> <p><i>3.1.1. By July 2024 and then annually through July 2026, Healthier Hendry Glades members will participate in at least 150 educational activities about child safety/health such as webinars, training sessions, town halls, focus groups, community fairs or events, and conversations with businesses, churches, schools, libraries, and/or community recreation centers to educate/inform people about mental well-being.</i></p>
Steering Members:	



Florida Department of Health

United Way

Golisano Children Hospital, Safe Kids SWFL

RCMA

Healthier Hendry Glades Task Force Members

Using the Plan and the Next Steps

This Community Health Improvement Plan (CHIP) is intended to be a starting point, a beginning that will lead to a healthier community for future generations. The next step in the process is to transform planning into action. The Healthier Hendry/Glades Task Force has already been working on specific programs to implement the strategies contained in the plan and improvements will soon follow. The Florida Department of Health in Hendry and Glades Counties will continue to organize this community collaboration, as well as monitor and report back on the progress of initiatives and successes that this CHIP will achieve.

The Florida Department of Health in Hendry and Glades Counties is dedicated to improving the health of community residents and will focus its efforts on collaborating with strategic partners as they work to achieve impacts on health outcomes.

The plan will be reviewed and revised annually and the status of CHIP strategies, objectives, or goals will be tracked quarterly as a part of the Healthier Hendry/Glades Task Force meetings.

For more information or to get involved in the community health improvement activities, please contact:

Vanessa Fischel

Director of Community Health and Human Services

Florida Department of Health in Glades and Hendry Counties

P.O. Box 70

LaBelle, FL 33975

863-302-6037

Vanessa.Fischel@flhealth.gov